

Ochre Park School



2023 - 2026 School Education Plan & Alberta Education Assurance Survey Summary
Sturgeon Public Schools Goal: *Optimum Student Learning*
Ochre Park School: *Learning Together*

Domain	Division Outcome / School Goal	Baseline Data & Current Reality	Target Data & Desired Reality	Strategies:	Short Report (Updated in May)
<p>Student Growth and Achievement</p> <p>Teaching and Leading</p>	<p>Outcome 1 Students achieve provincial learning outcomes, demonstrating strength in literacy and numeracy within real-world applications</p> <p>School Goal Students will increase their numeracy skills and understandings in writing numbers and placing numbers on a number line by May 2024.</p>	<p>Alberta Education Numeracy Screener Data for Each Grade (see charts on page 6)</p> <p>Writing Numbers and Placing Numbers on a number line are areas where our students have difficulty. Students can write basic numbers into the hundreds, but struggle to go beyond that. Students have demonstrated an understanding that numbers can be placed on a number line, but the quantities of the numbers cause confusion as to their correct placement.</p> <p>K-3 teachers are in</p>	<p>75% of students will score in the Not at Risk range for Overall Weightings, Writing Numbers and the Numbers on the Number Line Section as measured by the Alberta Education Screener Data.</p> <p>We are working on laying a strong numeracy foundation that centers on place value and quantity as this helps lay a strong foundation for more difficult mathematical concepts.</p> <p>The goal is to have a working and effective Math Lab and Numeracy Learning space in the learning commons. Students</p>	<ul style="list-style-type: none"> <input type="checkbox"/> Professional Learning Communities Time (60 minutes per teacher per week) <input type="checkbox"/> PD sessions targeting numeracy skills at the school and division level <input type="checkbox"/> Creation of Math Lab and Math Learning Commons Space <input type="checkbox"/> Building Thinking Classrooms Staff Book Study <input type="checkbox"/> Learning Coach support in PLC time and through classroom visits <input type="checkbox"/> Administrator support through classroom visits <input type="checkbox"/> Teachers will participate in the Building Thinking Classrooms in K-12 book study and apply strategies from the book and PD sessions <input type="checkbox"/> Complete mid-year Alberta Numeracy Assessments to monitor progress (January 2024) <input type="checkbox"/> Participate in Building Thinking Classrooms book study and PD sessions <input type="checkbox"/> Use Math Lab and Math Learning Commons Space <input type="checkbox"/> Classroom assessments to monitor student growth and reflect on effectiveness of Building Thinking Classrooms strategies 	





2023 - 2026 School Education Plan & Alberta Education Assurance Survey Summary
Sturgeon Public Schools Goal: *Optimum Student Learning*
Ochre Park School: *Learning Together*

Domain	Division Outcome / School Goal	Baseline Data & Current Reality	Target Data & Desired Reality	Strategies:	Short Report (Updated in May)
<p>Student Growth and Achievement</p> <p>Teaching and Leading</p>	<p>Outcome 1 Students achieve provincial learning outcomes, demonstrating strength in literacy and numeracy within real-world applications</p> <p>School Goal Students will increase their numeracy skills and understandings in writing numbers and placing numbers on a number line by May 2024.</p>	<p>Alberta Education Numeracy Screener Data for Each Grade (see charts on page 6)</p> <p>Writing Numbers and Placing Numbers on a number line are areas where our students have difficulty. Students can write basic numbers into the hundreds, but struggle to go beyond that. Students have demonstrated an understanding that numbers can be placed on a number line, but the quantities of the numbers cause confusion as to their correct placement.</p> <p>K-3 teachers are in</p>	<p>75% of students will score in the Not at Risk range for Overall Weightings, Writing Numbers and the Numbers on the Number Line Section as measured by the Alberta Education Screener Data.</p> <p>We are working on laying a strong numeracy foundation that centers on place value and quantity as this helps lay a strong foundation for more difficult mathematical concepts.</p> <p>The goal is to have a working and effective Math Lab and Numeracy Learning space in the learning commons. Students</p>	<ul style="list-style-type: none"> <input type="checkbox"/> Professional Learning Communities Time (60 minutes per teacher per week) <input type="checkbox"/> PD sessions targeting numeracy skills at the school and division level <input type="checkbox"/> Creation of Math Lab and Math Learning Commons Space <input type="checkbox"/> Building Thinking Classrooms Staff Book Study <input type="checkbox"/> Learning Coach support in PLC time and through classroom visits <input type="checkbox"/> Administrator support through classroom visits <input type="checkbox"/> Teachers will participate in the Building Thinking Classrooms in K-12 book study and apply strategies from the book and PD sessions <input type="checkbox"/> Complete mid-year Alberta Numeracy Assessments to monitor progress (January 2024) <input type="checkbox"/> Participate in Building Thinking Classrooms book study and PD sessions <input type="checkbox"/> Use Math Lab and Math Learning Commons Space <input type="checkbox"/> Classroom assessments to monitor student growth and reflect on effectiveness of Building Thinking Classrooms strategies 	





Domain	Division Outcome / School Goal	Baseline Data & Current Reality	Target Data & Desired Reality	Strategies:	Short Report (Updated in May)
		<p>their second year of new math curriculum implementation. Grade 4 teachers are in their first year of implementation. We are all reviewing our practice and wanted to dig deeper into a research based strategy that increases student engagement with numeracy and uses more of our hands on materials for learning.</p> <p>100% of our teachers attended Session 1 of the Building Thinking Classrooms Book Study Meeting</p>	<p>will be engaged in their math lessons and taking ownership over the problems, thus resulting in higher numeracy scores on the Alberta Education Numeracy Screener.</p>	<p> <input type="checkbox"/> 3 Act Math Tasks <input type="checkbox"/> Fact Fluency Kits </p>	





Domain	Division Outcome / School Goal	Baseline Data & Current Reality	Target Data & Desired Reality	Strategies:	Short Report (Updated in May)
Learning Supports	<p>Outcome 7 Public School Communities are safe, caring, respectful and inclusive.</p> <p>School Goal Ochre Park School staff will become Therapeutic Crisis Intervention Training in Schools (TCIS) informed over the course of the 2023-2024 school year by actively participating in and engaging with information learned in PD sessions by June 2024.</p>	<p>Many of our ATA and CUPE staff are trained in NVCI and two staff members are trained in TCIS.</p> <p>Overall, 89.5% of respondents agreed that Ochre Park's learning environments are welcoming, caring, respectful and safe. Student data reported the lowest score of 85.3% as measured by AEAM.</p>	<p>By June 2024, we will have 5 certificated TCIS staff and an entire staff familiar with and implementing the strategies covered during PD days. Incidents of severe student behaviour will drop and feelings of being in a safe and caring school will be increased as measured by AEAM. Our goal is to increase the overall score to 93% and student data to 88%.</p>	<ul style="list-style-type: none"> <input type="checkbox"/> Follow TCIS accelerated PD Plan with entire ATA and CUPE staff <input type="checkbox"/> Take attendance at each PD session <input type="checkbox"/> Check in with staff after PD sessions <input type="checkbox"/> Student incident tracking <input type="checkbox"/> Get 3 more staff certificated in TCIS (Vice Principal, Strategies Teacher and 1 Educational Assistant) <input type="checkbox"/> Monitor office referrals and log entries 	





Domain	Division Outcome / School Goal	Baseline Data & Current Reality	Target Data & Desired Reality	Strategies:	Short Report (Updated in May)
<p>Governance / Local & Societal Context</p>	<p>Outcome 10 Students, families, staff and community members are committed to a shared vision for optimal learning, with opportunities for all to be involved.</p> <p>School Goal Build a strong sense of school community by increasing the frequency of volunteers in Ochre Park School classrooms and the school by June 2024.</p>	<p>In the 2022-2023 school year, we had many volunteers, but it was often tied to whole school events (see data on page 12). We would like to see volunteers consistently in our building helping with the big events and helping on a day-to-day basis.</p> <p>47.4% of parents were satisfied that students demonstrated the knowledge, skills and attitudes necessary for lifelong learning as measured by the AEAM.</p>	<p>This year, we want to see parents in the school regularly helping in classrooms, for big events and in the school in general. We want parents and community members to feel welcomed as soon as they enter the building. We want to foster that team environment where everyone feels like they have a role to play the education of our students.</p> <p>With more parent and community involvement on a regular basis, we expect to see the percentage of parents being satisfied that students demonstrate the knowledge, skills and attitudes necessary for lifelong learning as measured by the AEAM to</p>	<ul style="list-style-type: none"> <input type="checkbox"/> Define the Ochre Park Owl & tie to school values program <input type="checkbox"/> Add the Owl to all communication <input type="checkbox"/> Coffee Chats once a month <input type="checkbox"/> Living Library Sessions <input type="checkbox"/> Set up Reading Buddies <input type="checkbox"/> Invite parents to all events, including monthly assemblies (new initiative this year) <input type="checkbox"/> Reach out to community members to come in a volunteer <ul style="list-style-type: none"> <input type="checkbox"/> Police <input type="checkbox"/> Firemen <input type="checkbox"/> Town of Redwater Staff <input type="checkbox"/> Students/Staff at Redwater High School <input type="checkbox"/> Communication Strategies <ul style="list-style-type: none"> <input type="checkbox"/> Literacy/Numeracy Strategy of the Month starting in November <input type="checkbox"/> Highlight students in the Redwater Review <input type="checkbox"/> Parent Training Sessions <input type="checkbox"/> Student invites/advertisements for help 	



Ochre Park School

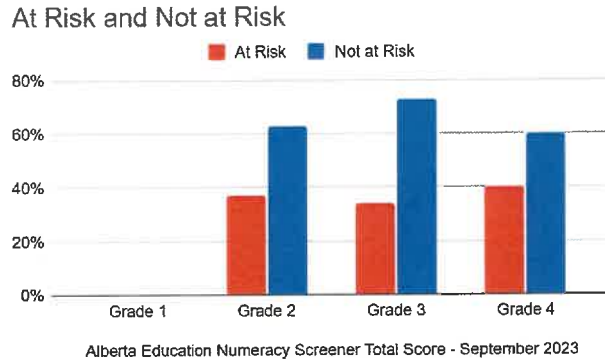


Domain	Division Outcome / School Goal	Baseline Data & Current Reality	Target Data & Desired Reality	Strategies:	Short Report (Updated in May)
			increase by at least 10%.		





Goal One & Two: Baseline Data



*Please note: Grade 1 students do not write until January 2024

Alberta Education Numeracy Screener September 2023 Results						
Grade	-----Total Score-----		-----Writing Numbers-----		-----Numbers on a Number Line-----	
	At Risk	Not at Risk	At Risk	Not at Risk	At Risk	Not at Risk
Grade 2	37%	63%	30%	70%	37%	63%
Grade 3	24%	73%	27%	73%	9%	91%
Grade 4	40%	60%	36%	64%	64%	36%





**Spring 2023 Supplemental Alberta Education Assurance Measures – Summary
Education Quality – Measure Details**

Percentage of teachers, parents and students satisfied with the overall quality of basic education.

	Ochre Park School											Alberta											
	2019		2020		2021		2022		2023		Measure Evaluation			2019		2020		2021		2022		2023	
	N	%	N	%	N	%	N	%	N	%	Achievement	Improvement	Overall	N	%	N	%	N	%	N	%	N	%
Overall	43	97.2	50	92.3	46	93.1	49	91.6	64	93.3	Very High	Maintained	Excellent	265,841	90.2	264,623	90.3	230,814	89.6	249,532	89.0	257,584	88.1
Parent	6	91.7	7	78.6	10	86.7	9	81.5	15	85.4	Very High	Maintained	Excellent	35,262	86.4	36,907	86.7	31,024	86.7	31,728	86.1	31,890	84.4
Student	27	100.0	33	100.0	27	94.4	28	96.2	37	94.5	Very High	Maintained	Excellent	197,282	88.1	193,763	87.8	169,589	86.3	186,834	85.9	193,343	85.7
Teacher	10	100.0	10	98.3	9	98.1	12	97.2	12	100.0	Very High	Maintained	Excellent	33,297	96.1	33,953	96.4	30,201	95.7	30,970	95.0	32,351	94.4

Welcoming, Caring, Respectful and Safe Learning Environments – Measure Details

The percentage of teachers, parents and students who agree that their learning environments are welcoming, caring, respectful and safe.

	Ochre Park School											Alberta											
	2019		2020		2021		2022		2023		Measure Evaluation			2019		2020		2021		2022		2023	
	N	%	N	%	N	%	N	%	N	%	Achievement	Improvement	Overall	N	%	N	%	N	%	N	%	N	%
Overall	n/a	n/a	n/a	n/a	47	87.2	50	86.1	64	89.5	n/a	Maintained	n/a	n/a	n/a	n/a	n/a	231,091	87.8	249,941	86.1	257,391	84.7
Parent	n/a	n/a	n/a	n/a	10	83.5	9	74.6	15	85.7	n/a	Maintained	n/a	n/a	n/a	n/a	n/a	30,980	88.2	31,715	86.9	31,885	85.6
Student	n/a	n/a	n/a	n/a	28	79.8	29	88.4	37	85.3	n/a	Maintained	n/a	n/a	n/a	n/a	n/a	169,900	79.8	187,258	77.7	193,156	76.6
Teacher	n/a	n/a	n/a	n/a	9	98.4	12	95.2	12	97.6	n/a	Maintained	n/a	n/a	n/a	n/a	n/a	30,211	95.3	30,968	93.6	32,350	92.0



Safe and Caring – Measure Details

Percentage of teacher, parent and student agreement that: students are safe at school, are learning the importance of caring for others, are learning respect for others and are treated fairly in school.

	Ochre Park School										Alberta												
	2019		2020		2021		2022		2023		Measure Evaluation			2019		2020		2021		2022		2023	
	N	%	N	%	N	%	N	%	N	%	Achievement	Improvement	Overall	N	%	N	%	N	%	N	%	N	%
Overall	43	95.3	50	98.2	47	88.5	50	89.7	64	92.0	Very High	Maintained	Excellent	265,382	89.0	264,204	89.4	230,987	90.0	249,835	88.8	257,278	87.5
Parent	6	93.3	7	97.1	10	85.7	9	79.5	15	89.2	Very High	Maintained	Excellent	35,247	89.7	36,899	90.2	30,969	90.5	31,707	89.5	31,879	88.1
Student	27	92.5	33	97.6	28	82.1	29	93.0	37	90.3	Very High	Maintained	Excellent	196,856	82.3	193,364	82.6	169,813	84.0	187,165	82.5	193,049	81.5
Teacher	10	100.0	10	100.0	9	97.7	12	96.7	12	96.7	Very High	Maintained	Excellent	33,279	95.1	33,941	95.3	30,205	95.4	30,963	94.3	32,350	93.0

Parental Involvement – Measure Details

Percentage of teachers and parents satisfied with parental involvement in decisions about their child's education.

	Ochre Park School										Alberta												
	2019		2020		2021		2022		2023		Measure Evaluation			2019		2020		2021		2022		2023	
	N	%	N	%	N	%	N	%	N	%	Achievement	Improvement	Overall	N	%	N	%	N	%	N	%	N	%
Overall	16	95.0	17	79.4	19	72.9	21	79.8	27	87.0	Very High	Maintained	Excellent	68,116	81.3	70,377	81.8	60,919	79.5	62,412	78.8	63,935	79.1
Parent	6	90.0	7	58.8	10	59.2	9	73.2	15	80.8	Very High	Maintained	Excellent	34,944	73.6	36,556	73.9	30,886	72.2	31,598	72.3	31,720	72.5
Teacher	10	100.0	10	100.0	9	86.7	12	86.4	12	93.2	Very High	Maintained	Excellent	33,172	89.0	33,821	89.6	30,033	86.8	30,814	85.2	32,215	85.7





Lifelong Learning – Measure Details

Percentage of teacher and parent satisfaction that students demonstrate the knowledge, skills and attitudes necessary for lifelong learning.

	Ochre Park School										Measure Evaluation			Alberta									
	2019		2020		2021		2022		2023		Achievement	Improvement	Overall	2019		2020		2021		2022		2023	
	N	%	N	%	N	%	N	%	N	%				N	%	N	%	N	%	N	%	N	%
Overall	16	83.9	16	70.2	19	76.4	21	86.1	26	71.4	Intermediate	Maintained	Acceptable	66,943	71.4	69,182	72.6	59,478	82.1	60,822	81.0	62,032	80.4
Parent	6	72.7	6	45.5	10	60.0	9	83.3	15	47.4	Very Low	Maintained	Concern	33,876	64.0	35,454	64.6	29,693	75.3	30,314	74.6	30,381	73.4
Teacher	10	95.0	10	95.0	9	92.9	12	88.9	11	95.5	Very High	Maintained	Excellent	33,067	78.8	33,728	80.6	29,785	88.9	30,508	87.4	31,651	87.3





School's Alberta Education Assurance Measures Summary - Provincial Measures

Assurance Domain	Measure	Ochre Park School			Alberta			Measure Evaluation		
		Current Result	Prev Year Result	Prev 3 Year Average	Current Result	Prev Year Result	Prev 3 Year Average	Achievement	Improvement	Overall
Student Growth and Achievement	Student Learning Engagement	88.2	88.9	88.9	84.4	85.1	85.1	n/a	Maintained	n/a
	Citizenship	87.5	83.1	88.3	80.3	81.4	82.3	Very High	Maintained	Excellent
Teaching & Leading	Education Quality	93.3	91.6	92.0	88.1	89.0	89.7	Very High	Maintained	Excellent
Learning Supports	Welcoming, Caring, Respectful and Safe Learning Environments (WCRSLE)	89.5	86.1	86.1	84.7	86.1	86.1	n/a	Maintained	n/a
	Access to Supports and Services	86.6	81.9	81.9	80.6	81.6	81.6	n/a	Maintained	n/a
Governance	Parental Involvement	87.0	79.8	79.6	79.1	78.8	80.3	Very High	Maintained	Excellent





OurSchool Survey - Local Measures

Intellectual Engagement: Interest and Motivation	Results				
		2019/20	2020/21	2021/22	2022/23
Elementary 4-6*	(%)	94	96	86	79
Quality Instruction: Rigor					
Elementary 4-6*	Out of 10	8.7	8.3	8.1	8.5
Emotional Health: Anxiety					
Elementary 4-6*	(%)	18	14	40	26
School Context: Advocacy at School					
Elementary 4-6*	Out of 10	6.0	6.7	7.2	7.1






Goal 4 Data: Taken from the sign in binder for 2022-2023 School Year

Month/Year	Events	Number of Volunteers
September 2022	Meet the Community, Office Support, Generations United, Terry Fox Run	18
October 2022	Fire Prevention Week, Full Moon Frolic/Haunted House	58
November 2022	Bus Safety Week, Remembrance Day, Christmas Store	27
December 2022	Christmas Store, Generations United, Hot Lunch	42
January 2023	Family Read in, Skating	46
February 2023	Snowshoeing, Hot Lunch, Reading Buddies	25
March 2023	Reading Buddies	4
April 2023	Generations United, Reading Buddies	29
May 2023	Water Walk, Field Trips, Reading Buddies	17
June 2023	Hot Lunch, Play Day	12





Division Outcomes by Assurance Domain




Student Growth & Achievement AB Ed. Outcome 1 & 2

1. Students achieve provincial learning outcomes, demonstrating strength in literacy and numeracy within real-world applications.
2. Students demonstrate citizenship and respect the uniqueness of all learners.
3. First Nations, Métis and Inuit students experience academic achievement at rates comparable to non-indigenous peers.



Learning Supports AB Ed. Outcome 1

7. Public School Communities are safe, caring, respectful and inclusive.
8. Mental Health supports are recognized as critical components to overall student success and wellbeing.
9. All students achieve within communities committed to truth and reconciliation with understanding of foundational Indigenous knowledge.

Teaching & Leading AB Ed. Outcome 3

4. Teachers and leaders use a range of data to implement effective assessment and evaluation practices.
5. Teachers and leaders believe in their ability to impact student learning, plan effectively, and design inclusive environments.
6. Continuous leadership development is prioritized division wide.



Governance AB Ed. Outcome 4

10. Students, families, staff and community are committed to a shared vision for optimal learning, with opportunities for all to be involved.
11. Resources are allocated and managed in the interests of ensuring student success.



Local & Societal

12. Students demonstrate respect for themselves and others and show pride in their accomplishments and in their community.
13. Schools implement student volunteer opportunities in their communities and encourage participation in division wide events.
14. Partnerships with external agencies are in place and used to enhance the conditions required for student achievement.





Communication and Engagement

Accountability Item	Description of Action	Date
School involves School Council in updating the plan and preparing the AERR	Shared the process of school goals reflecting the board priorities and the data used to guide them. School Council meeting finalized plan to be shared, while explaining it is a living document that will evolve and change as required	on-going
School updates its Education Plan/AERR document, posts it on the school website and notifies Central Office	The School Plan is posted on the school website and link shared with the Area Office.	November 2023
Results for the AEA survey and student assessments (when available) are included in our AERR and shared with our school community	Completed through the School Plan and posted on the website.	
School-based plan is linked to competencies in the TQS and LQS Links to these documents: TQS and LQS.	All school plans are developed in alliance with both Alberta Education TQS and LQS. Professional growth is provided to parallel the School Plans and the competencies in each of the TQS categories. School plans serve as a living document for school administration to monitor and guide school improvement initiatives and planning as per Alberta Education LQS. Throughout the year at staff meetings, individual TQS components will be discussed and staff will brainstorm what these outcomes look like at the school and classroom level.	on-going

